

State of Literacy in Georgia

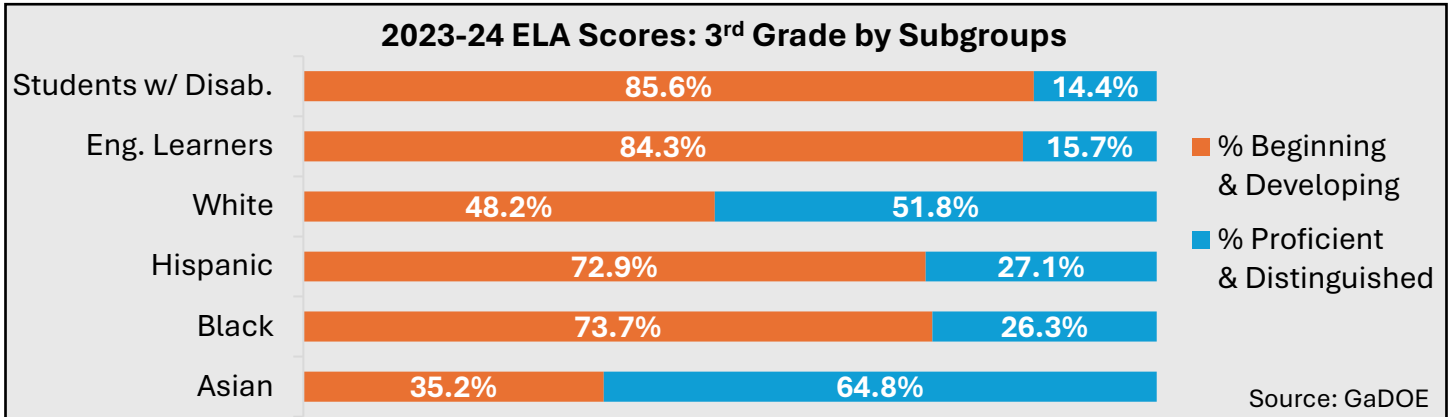
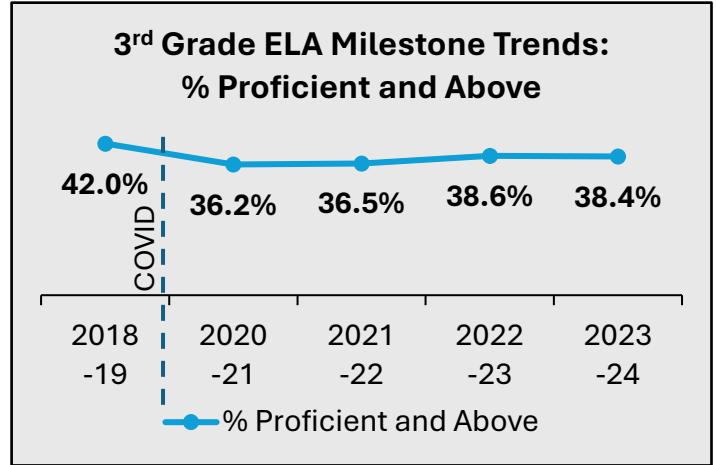



Key Data & Takeaways for Stakeholders

Georgia currently uses the English Language Arts (ELA) Milestone scores and Lexile Framework to measure students' literacy achievement.

ELA Milestones

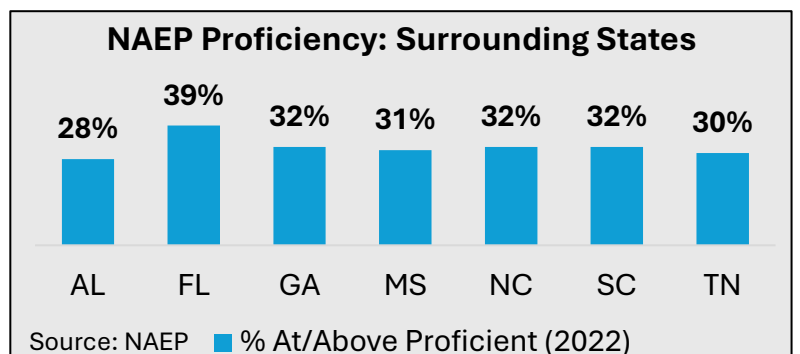
- Administered as either End of Grade (EOG) or End of Course (EOC) assessments.
- ELA EOGs administered to students in grades 3 through 8.
- ELA EOCs administered to students completing the American Literature and Composition course.



National Assessment of Educational Progress (NAEP)

- Reading assessment administered to representative samples of 4th and 8th grade students.
- 2022 reading assessment included literary and informational texts to assess students' reading comprehension skills.
- Average scores are reported on the NAEP reading scale that ranges from 0 to 500.

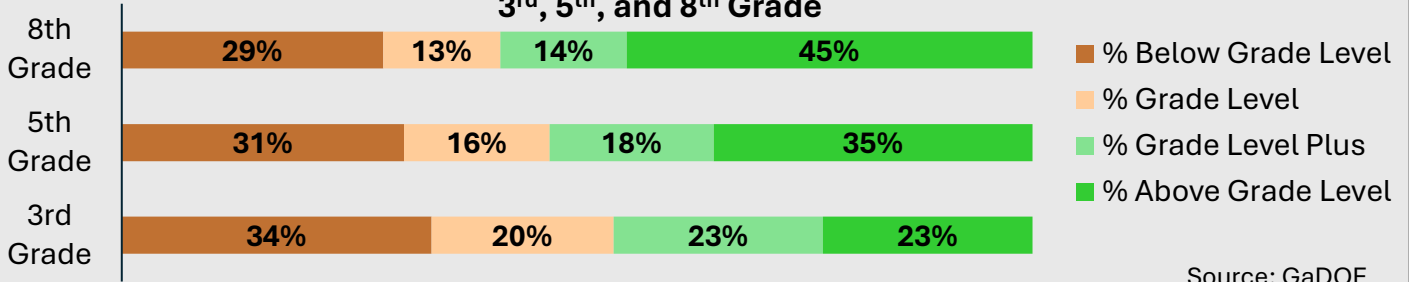
% Prof. & Above ('22)	% US	% GA
All 4 th Graders	33%	32%
Asian (4 th)	58%	53%
Black (4 th)	17%	21%
Hispanic (4 th)	21%	23%
White (4 th)	42%	43%



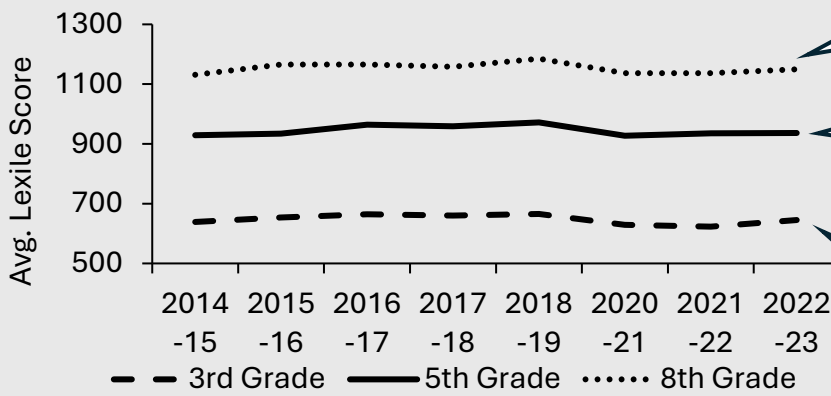
Lexile

- Based on the reading portion of the ELA Milestones Assessment.
- Scores used to match students with reading materials at an appropriate level of difficulty.
- In November 2023, the State Board of Education approved Georgia's State Literacy Metric, which aggregated Lexile achievement into four categories.

2022-23 Lexile Scores: 3rd, 5th, and 8th Grade



3rd, 5th, and 8th Grade Avg. Lexile Trends



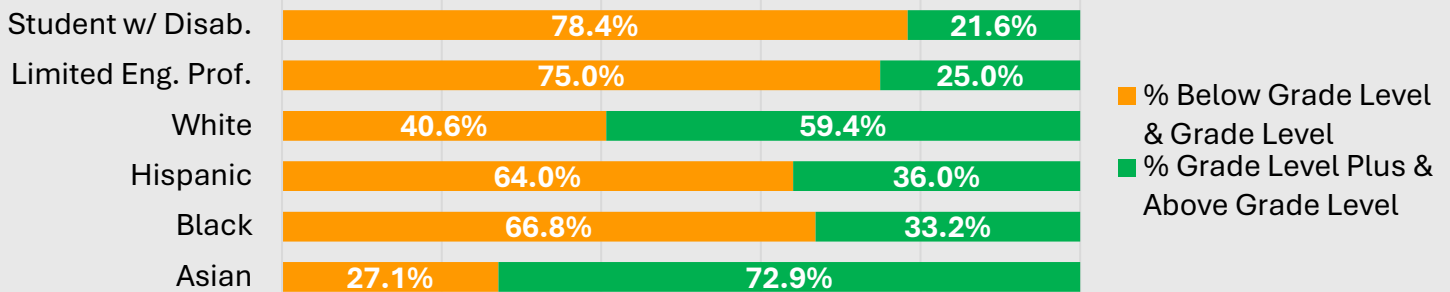
Georgia's average 8th grade Lexile remains below pre-pandemic levels, but scores are trending upward.

Georgia's average 5th grade Lexile score remains below pre-pandemic levels.

Georgia's average 3rd grade Lexile score has been below Midpoint (670) for nearly a decade.

Source: GAAWARDS

2022-23 Lexile Scores: 3rd Grade by Subgroups



3rd Grade Lexile Score Trends: % Grade Level Plus & Above (Black and White Students)

